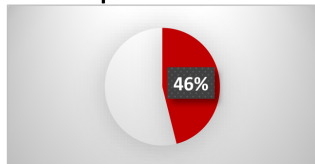


## FY 2017 Who Does Alabama Serve?

### Disabled and Blind

Determined by the Social Security Administration and have automatic Medicaid eligibility. Can be any age.

#### % of Expenditures



#### % of Members



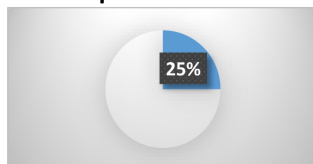
**\$11,203**

Per Member Per Year

### Children

Non-Disabled Children under 19 in families below 146% of the Federal Poverty Rate.

#### % of Expenditures



#### % of Members



**\$2,676**

Per Member Per Year

### Aged

Non-Disabled Adults age 65 and over who are in poverty. Almost all are also covered by Medicare.

#### % of Expenditures



#### % of Members



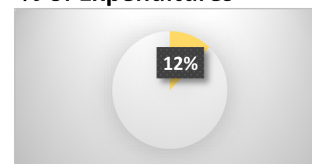
**\$10,510**

Per Member Per Year

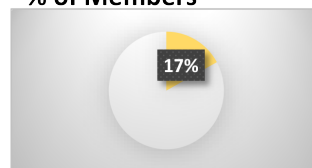
### Other Adults

Non-Disabled Adults (age 19-64) including full eligibility, maternity coverage or family planning only.

#### % of Expenditures



#### % of Members



**\$3,675**

Per Member Per Year

Expenditures, based on dates of service, include claims and access payments based on dates of service in FY 2017. PMPY calculations not for the purpose of determining managed care rates and do not align to date paid numbers.